






## Topic overview for Year R - Summer 2 2023

<b>Topic name - Under the Sea</b>				Text drivers: Undersea adventure 		Rainbow fish 	
<b>What is the expected outcome for the topic (what is the purpose for doing it?)</b> Children will be learning about our local beach and how to look after it as well as comparing past and present photos. They will be learning about the ocean as a habitat.				Billy's Bucket 	Snail and the whale 	Pirates love underpants 	Going on a treasure hunt
<b>Week 1 - 6.6.23</b> 4 day week INSET 5.6.23	<b>Week 2 - 12.6.23</b> Walk to Stokes Bay	<b>Week 3 - 19.6.23</b> Art Week	<b>Week 4 - 26.6.23</b>	<b>Week 5 - 3.7.23</b> Sports day Monday 3.7.23	<b>Week 6 - 10.7.23</b>	<b>Week 7 - 17.7.23</b>	
<b>Mathematics:</b> Doubling	<b>Mathematics:</b> Sharing & grouping understanding of odd even and grouping	<b>Mathematics:</b> Spatial reasoning	<b>Mathematics:</b> Pattern Shape 2D/3D	<b>Mathematics:</b> How many legs?	<b>Mathematics:</b> Problem solving using number bonds Money	<b>Mathematics:</b> Recap and consolidate	
<b>Literacy:</b> <i>Undersea adventure.</i> Writing a simple sentence- "I can see..."  Floppy phonics level 3	<b>Literacy:</b> <i>Snail and the Whale</i> Writing a simple sentence/ letter to the whale  Essential letters and sounds phase 5 phonics	<b>Literacy:</b> <i>Snail and the Whale</i> Write a simple postcard from the whale  Essential letters and sounds phase 5 phonics	<b>Literacy:</b> <i>Rainbow fish</i> Writing a simple sentence/story beginning to explore descriptive language  Essential letters and sounds phase 5 phonics	<b>Literacy:</b> <i>Billy's Bucket</i> Non-fiction writing  Essential letters and sounds phase 5 phonics	<b>Literacy:</b> <i>pirates love underpants</i> Writing a simple sentence  Essential letters and sounds phase 5 phonics	<b>Literacy:</b> <i>Going on a treasure hunt.</i> Writing a simple story  Essential letters and sounds phase 5 phonics	

<p><b>Expressive Art and Design:</b> Making sea creature models using different materials</p> <p>Music: Hampshire music - Jolly Roger</p>	<p><b>Expressive Art and Design:</b> Making sea creature models using different materials</p> <p>Music: Hampshire music - Jolly Roger</p>	<p><b>Expressive Art and Design:</b> Art week theme-identity- exploring identity in different ways through art.</p> <p>Music: Hampshire music - Jolly Roger</p>	<p><b>Expressive Art and Design:</b> Explore image making on the computer- using simple software to create an underwater picture.</p> <p>Music: Hampshire music - Jolly Roger</p>	<p><b>Expressive Art and Design:</b> Explore image making on the computer- using simple software to create an underwater picture</p> <p>Music: Hampshire music - Jolly Roger</p>	<p><b>Expressive Art and Design:</b> To learn about and compare Artists (Janet Bell)- create own beach picture.</p> <p>Music: Hampshire music - Jolly Roger</p>	<p><b>Expressive Art and Design:</b></p> <p>Music Hampshire music - Jolly Roger</p>
<p><b>Understanding of the world</b> Link to literacy - What lives under the sea+ world ocean day learning</p>	<p><b>Understanding of the world</b> Geography focus- looking at habitats around the world and animals they would find there.</p>	<p><b>Understanding of the world:</b> Exploring whales</p>	<p><b>Understanding of the world:</b> Exploring wildlife under the sea</p>	<p><b>Understanding of the world:</b> Learning facts about their favourite sea creature</p>	<p><b>Understanding of the World:</b> Exploring different materials</p>	<p><b>Understanding of the World:</b> Create pirate maps on an island, using real maps to inspire</p>
<p><b>PDL</b> SCARF: Seasons</p>	<p><b>PDL</b> SCARF: Life stages- plants and animals</p>	<p><b>PDL</b> SCARF: Life stages- human life</p>	<p><b>PDL</b> SCARF: Where do babies come from.</p>	<p><b>PDL</b> SCARF: Getting bigger</p>	<p><b>PDL</b> SCARF: Mme and my body</p>	<p><b>PDL</b> Transition to year 1</p>
<p><b>Physical Development:</b> Athletics Fundamental movement skills</p>	<p><b>Physical Development:</b> Athletics Fundamental movement skills</p>	<p><b>Physical Development:</b> Athletics Fundamental movement skills</p>	<p><b>Physical Development:</b> Athletics Fundamental movement skills</p>	<p><b>Physical Development:</b> Athletics Fundamental movement skills</p>	<p><b>Physical Development:</b> Athletics Fundamental movement skills</p>	<p><b>Physical Development:</b> Athletics Fundamental movement skills</p>

This is our intended teaching sequence but please be advised it can be subject to change

### PE Day

Indoor PE is on Thursday mornings, please ensure children's PE kits are in school.

Outdoor PE is on Friday afternoons. Please ensure children are wearing shorts or tracksuit bottoms, comfortable footwear and a school top on Fridays. Long hair should be tied back and earrings preferably removed on these days.

Thank you

### Tapestry

Please login to Tapestry regularly to see homework, videos or learning updates about your child.

### Library

Our library day is Wednesday.

Please send in your book so that it can be exchanged.

### How you can help your child at home:

**Reading** - Please continue to read regularly with your child and comment in their reading diary. We will always respond to comments and it is helpful to know if you feel your child is struggling with certain sounds. We are continuing to work on reading our High Frequency Words, please support your children in learning these words.

**Maths** - Knowing the pairs of numbers that add together to make 10 is a very important foundation skill in maths. The children know these pairs of numbers and "Number bonds to 10". Please practise these at home. Come and see the class teacher if you would like any support with how we teach this. We have also covered 1 more and 1 less (to 10). Knowing 1 more and 1 less really helps children with quick mental recall of number order and is a foundation to adding and taking away. This term we will be learning about numbers and amounts up to 20. Practising recognising these numbers with your children will really help them understand teen numbers.

**Personal development learning** - We will be learning about resilience this half term, this is something that can be demonstrated in lots of scenarios at home such as getting changed, doing up coats, even using knives and forks! You could talk about not giving up in different situations and how important it is to keep trying even when things are hard.

Tapestry is the place to visit to see the learning in the classroom and will give you an idea of the activities that will support your child at home. This is where you can share/upload photos/videos and stories of children's experiences at home too.

### **Don't forget to:**

**Log in to Oxford owl and Bug club to access reading and phonic materials regularly.  
Please speak to your class teacher if you need assistance with logging in.**