







<p>Topic name – Once upon a time / Easter</p>  		<p>Text drivers: The Three Little pigs</p> 		<p>The Three Billy Goats Gruff</p> 	
<p>What is the expected outcome for the topic (what is the purpose for doing it?)</p> <ul style="list-style-type: none"> To be able to retell familiar stories from memory using props they have made themselves. Using different techniques to make puppets to support their play/story telling To learn about similarities and differences in cultures using familiar stories. To begin to understand different materials have different properties 		<p>The Gingerbread Man vs The Runaway Chapati</p> 		<p>Hugless Douglas and the Baby Birds</p> <p>Dora's Eggs</p> 	
<p>Week 1 – The Blue Planet</p> <p>20/02</p>	<p>Week 2 – The Blue Planet</p> <p>2nd March - World book day</p> <p>27/02</p>	<p>Week 3 – The Blue Planet</p> <p>06/03</p>	<p>Week 4 – The Blue Planet</p> <p>Science week!</p> <p>13/03</p>	<p>Week 5 – Easter</p> <p>20/03</p>	<p>Week 6 - Easter</p> <p>27/03</p>
<p>Mathematics: Exploring numbers 9 and 10</p>	<p>Mathematics: Comparing numbers to 10</p>	<p>Mathematics: Number bonds to 10</p>	<p>Mathematics: 3D shapes</p>	<p>Mathematics: Pattern</p>	<p>Mathematics: Consolidation week</p>
<p>Literacy: Act out scene Writing a speech bubble/story maps</p> <p>Floppy phonics phase 3</p> <p>Retelling story using puppets Use of “chatterpix” app to bring characters to life</p>	<p>Literacy: Role in the wall Writing a speech bubble/story maps</p> <p>Floppy phonics phase 3</p> <p>Retelling story using actions</p>	<p>Literacy: Writing a caption</p> <p>Floppy phonics phase 3</p> <p>Retelling story to develop new vocabulary</p> <p>Use of “chatterpix” app to bring characters to life</p>	<p>Literacy: Tell me square Writing a caption</p> <p>Writing mother’s day cards</p> <p>Floppy phonics phase 3</p>	<p>Literacy: Writing a caption</p> <p>Floppy phonics phase 3</p> <p>Retell the story using role play</p> <p>Use of “chatterpix” app to bring characters to life</p>	<p>Literacy: Information texts – spring Writing a simple sentence about spring</p> <p>Floppy phonics phase 3</p>
<p>Expressive Art and Design:</p>	<p>Expressive Art and Design:</p>	<p>Expressive Art and Design:</p>	<p>Expressive Art and Design:</p>	<p>Expressive Art and Design: Making ‘spring friends’ with natural</p>	<p>Expressive Art and Design: Making an Easter card</p>

Creating puppets using different techniques Charanga (Our world)	Creating puppets using different techniques Charanga (Our world)	Creating puppets using different techniques Charanga (Our world)	Creating puppets using different techniques Charanga (Our world)	resources-see Hugless book Singing Easter songs Charanga (Our world)	Singing Easter songs Charanga (Our world)
Understanding of the world Focus: materials to make a house for Three Little Pigs Introduce chatter pix app Link traditional stories to stories parents and grandparents have heard when they were five.	Understanding of the world Creating structures large/small scale to cross a river. Folktales from around the world.	Understanding of the world: Sinking and floating Stories Jesus Told Looking at similarities and differences – kitchen in the story – link to PEEPO and present day	Understanding of the world: Talking about similarities and differences in our cultures using the gingerbread man and runaway chapatti Make chapatti	Understanding of the world: Seasons Growing Healthy eating Use of simple maps to explore school grounds Draw simple maps Outdoor learning – walk to Stanley Park	Understanding of the World: Seasons Growing Easter - Christian celebration Healthy eating Use of iPads to record signs of Spring
<u>PDL</u> <u>SCARF</u> Yes, I can!	<u>PDL</u> <u>SCARF</u> A good night's sleep	<u>PDL</u> <u>SCARF</u> My healthy mind	<u>PDL</u> <u>SCARF</u> Move your body	<u>PDL</u> <u>SCARF</u> Seasons	<u>PDL</u> <u>SCARF</u> Healthy eating
Physical Development: Fundamental movement skills Dance	Physical Development: Fundamental movement skills Dance	Physical Development: Fundamental movement skills Dance	Physical Development: Fundamental movement skills Dance	Physical Development: Fundamental movement skills Dance	Physical Development: Fundamental movement skills Dance

This is our intended teaching sequence but please be advised it can be subject to change.

PE Day

Our PE days are still Indoor on Wednesday pm and Outdoor on Friday pm. Please ensure long hair is tied back and earrings preferably removed on these days.

Tapestry

Please login to Tapestry regularly to see homework, videos or learning updates about your child.

Library

Our library day is Friday.

Please send in your book so that it can be exchanged.

Key Dates

Thursday 2nd March – World Book Day.

13th – 17th March – Science Week

15th & 16th March – Parents evenings (more info to follow)

Thursday 16th March – PTA Mother's day gifts

Friday 24th March – Dress up/Dress Down Day.

Friday 30th March – PTA Easter Raffle

Friday 31st March – Last Day of Term.

How you can help your child at home:

Reading - Please continue to read regularly with your child and comment in their reading diary. We will always respond to comments and it is helpful to know if you feel your child is struggling with certain sounds. We are working on reading our High Frequency Words such as 'she, you, her, all, are' – please support your children in learning these words.

Maths - Knowing the numbers that make up others up to 10 are important foundations for maths. Please help your child with these such as 3 and 1 more make 4. Come and see the class teacher if you would like any support with how we teach this.

Understanding of the world – Talk to your child about the different materials things are made up from, how many different words can you think of to describe them? This will help your child begin to understand the properties of certain materials and increase their vocabulary.

Tapestry is the place to visit to see the learning in the classroom and will give you an idea of the activities that will support your child at home. This is where you can share/upload photos/videos and stories of children's experiences at home too.

Don't forget to:

**Log in to Oxford owl and Bug club to access reading and phonic materials regularly.
Please speak to your class teacher if you need assistance with logging in.**